







# Price list


## Trend collection


T01	<b>Sample stage</b>	20 cm x 20 cm	<b>9,99 €</b>
			
The sample step has the high quality characteristics such as impact resistance according to EN 438 and abrasion class AC 4, with 15 years warranty.			
T02	<b>Standard stage - incl. setting stage</b>	92 cm x 32 cm	<b>73,-€</b>
		115 cm x 32 cm	<b>91,-€</b>
		115 cm x 50 cm	<b>104,-€</b>
		138 cm x 50 cm	<b>124,-€</b>
		160 cm x 50 cm	<b>145,-€</b>
		278 cm x 50 cm	<b>248,-€</b>
The standard step is used for normal stairs up to a depth of 50 cm.			
T03	<b>Landing step / Exit step - incl. adjusting step</b>	138 cm x 13 cm	<b>181,-€</b>
		278 cm x 13 cm	<b>366,-€</b>
		160 cm x 50 cm	<b>282,-€</b>
The exit step is the top step of a staircase, it has a groove by inserting our landing material (or commercial laminate). You do not need to use rails with this exit step, so a seamless transition to landings, hallways and rooms.			


T04	<b>Platform material</b>	Platform material 2,2 m <sup>2</sup>	<b>118,-€</b>
		Dimension 1 Panels: 128,7 cm x 19,2 cm x 0,8 cm Packaging unit: 9 Panels = 2,2 m <sup>2</sup>	
Platform material coated with laminate (like commercial laminate). The material is suitable for lining landings, corridors and living rooms and has the same decor as the stair treads.			


T05	<b>Additional control stage</b>	92 cm x 20 cm x 0,8 cm	<b>10,-€</b>
		115 cm x 20 cm x 0,8 cm	<b>13,-€</b>
		138 cm x 20 cm x 0,8 cm	<b>16,-€</b>
		160 cm x 20 cm x 0,8 cm	<b>19,-€</b>
		280 cm x 20 cm x 0,8 cm	<b>33,-€</b>


T06	<b>Control step - brushed aluminum</b>	92 cm x 18 cm x 0,8 cm	<b>28,-€</b>
		138 cm x 18 cm x 0,8 cm	<b>42,-€</b>
		280 cm x 18 cm x 0,8 cm	<b>86,-€</b>


T07	<b>Base outlet - incl. control stage</b>	135 cm	<b>115,-€</b>
		270 cm	<b>230,-€</b>
If it continues after the last upper step on a carpet, tile floor or existing laminate floor, the base exit is processed. The transition - aluminum strip is available in the color silver.			


T08	<b>Skirting boards / baseboards</b>	270 cm x 1,6 cm x 5 cm	<b>21,-€</b>
			
The skirting boards are coated with CPL laminate. No normal paper coating such as in the building trade. No swelling at the seams / miters.			


T09	<b>Angle bars</b>	270 cm x 2 cm x 0,8 cm	<b>24,-€</b>
		270 cm x 4,5 cm x 2,2 cm	<b>28,-€</b>
The angle strips are coated with CPL laminate. No normal paper coating such as in the building trade. No swelling at the seams / miters.			


T10	<b>Wooden finish on the side</b>	50 cm x 7 cm x 1 cm	<b>42,-€</b>
			
The lateral wooden end is used in the step area or for steps that are open on the side. It can be used on both sides.			

T11	<b>Cheek trim</b>	280 cm x 41 cm x 0,8 cm	<b>76,-€</b>
			

T12	<b>Stringers U-profile and end / L-profile</b>	270 cm x 6,0* cm x 0,8 cm	<b>45,-€</b>
		270 cm x 7,5* cm x 0,8 cm	<b>50,-€</b>
		* Inner dimension	
<p>The cheek U-profile and the cheek end L-profile is coated with CPL - laminate. No normal paper coating as e.g. in the building trade. No swelling at the seams / miters.</p>			

M16	<b>Stair Adhesive</b>	3,5 kg	<b>48,-€</b>
			
<p>The stair adhesive (two-component filler adhesive) is sufficient for 3 to 4 steps. It is easy to use and has the advantage over installation foam that you do not have to do any grinding or filling work. The special stair adhesive levels out unevenness of up to 4 cm and has a sound-absorbing effect. The steps can be walked on immediately.</p>			

M17	<b>Power adhesive Rapid</b>	310 ml Cartridge	<b>12,-€</b>
			
<p>The Rapid power adhesive can be used for the treads, (if they are not worn out) for adjusting steps, stringer trim, moldings, etc.</p>			

M18	<b>Joint material / silicone</b>	310 ml Cartridge	<b>8,-€</b>
			
<p>The joint material is needed for sealing the steps and is the same color with them.</p>			